

VIN: XXXXXXXX Vehicle: MINI/F56/HAT/Cooper/B38/AUTO/USA/LL/2014/11
System Version: 3.47.10.13054 Data Version: R3.47.10.13054

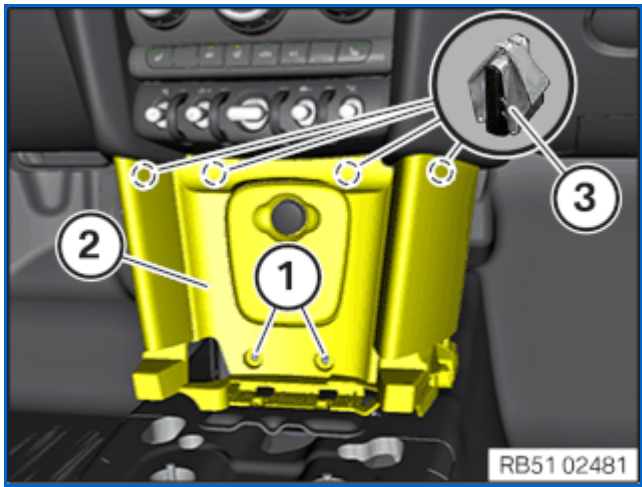
51 45 106 Removing and installing (replacing)
function carrier on instrument panel trim



- Necessary preliminary tasks:
- Remove [centre console](#).



Removal:

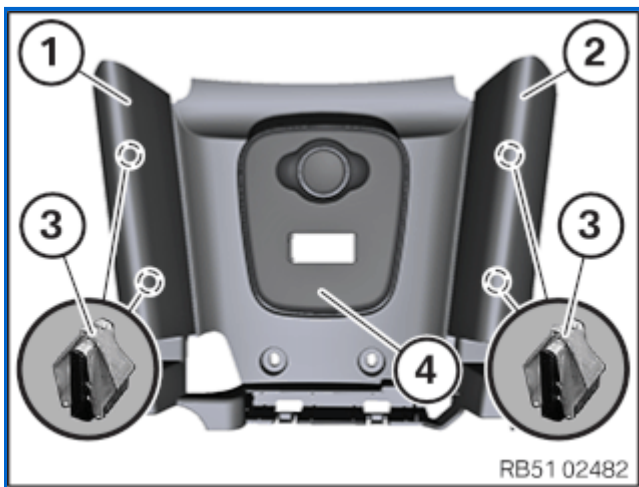


- Release screws (1).
Release function carrier (2) from clamps (3).
Unlock associated plug connections and disconnect.
Remove function carrier (2).

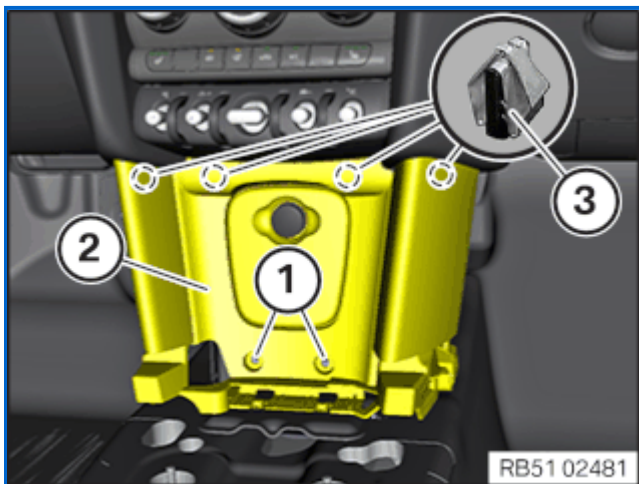


Replacement:

- Release cover (1, 2) from clamps (3) and remount.
Remount [cover for USB audio interface connecting socket \(4\)](#)



Installation:



Connect associated plug connections.
Engage function carrier (2) in clamps (3).
Tighten down screws (1).



Required reworking:

- Install [centre console](#)